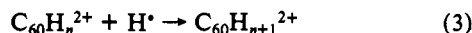
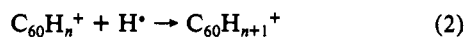


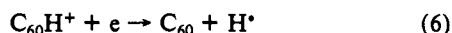
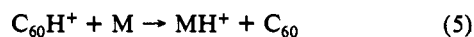
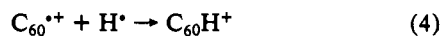
C_{60}^{++} and C_{60}^{2+} were both observed to add H^* (and D^*) rapidly, with addition occurring upon at least 10% of the collisions at 0.4 Torr of helium. The primary products were also observed to react further according to reactions 2 and 3. Reaction 2 occurs for



$n = 1, 2$, and possibly 3 (a tentative identification of $C_{60}D_4^+$ was made), while reaction 3 occurs for at least $n = 1-3$. At high flows of D atoms, the major product peak seen for the sequence of reactions initiated by C_{60}^{2+} was at m/z 364, corresponding to $C_{60}D_4^{2+}$; we are unable to deduce whether the "buildup" of this signal is due to the low reactivity of $C_{60}D_4^{2+}$ with D^* or due to the occurrence of a rapid D atom transfer reaction of type 1 involving $C_{60}D_5^{2+}$ and D^* . The addition reactions of C_{60}^{++} and C_{60}^{2+} with H^* and D^* are extraordinarily rapid; they are at least as efficient as any ion/ H^* atom addition reactions which have been reported previously.²⁰ This can be rationalized in terms of the long collision complex lifetime expected for a species as large as $(C_{60}H^*)^*$, resulting in a high probability of collisional stabilization instead of complex dissociation. Indeed, the fullerene ions are sufficiently large and have enough internal modes of energy dispersal that radiative stabilization of the collision complex is also feasible.²¹

Ion signals obtainable for C_{70}^{++} and C_{70}^{2+} were about 1 order of magnitude lower in intensity than the signals obtainable for C_{60}^{++} and C_{60}^{2+} . For this reason, it was not possible to quantify the extent of reaction of C_{70}^{++} and C_{70}^{2+} with H^* and with D^* . At moderate H/D atom flows, however, the decrease in the m/z 840 and 420 ion signals appeared to parallel the decrease seen for m/z 720 and 360, so that we can suggest that the reactivity of the C_{70} monocation and dication is analogous to that of their C_{60} counterparts.

Rapid reactions of fullerene cations with H^* are likely to play a significant role in the chemistry of sooting flames, especially in view of the nonreactivity of C_{60}^{++} with closed-shell species.²² Conversion of C_{60}^{++} to $C_{60}H^+$ is likely to enhance the production of neutral C_{60} as shown in the reaction sequence 4-6. Proton



transfer from $C_{60}H^+$ to a species of high PA (such as cyclopropenylidene, which is easily formed within flames)²⁶ and dissociative recombination of protonated C_{60} are likely to be more efficient processes within sooting flames than are charge transfer from C_{60}^{++} (since C_{60} has a lower IE than most smaller hydrocarbon species)²⁷ and the recombination reaction $C_{60}^{++} + e$ (which may not have any accessible fragmentation product channels).²⁸

(21) (a) Dunbar, R. C. *Int. J. Mass Spectrom. Ion Proc.* **1990**, *100*, 423. (b) Herbst, E.; Dunbar, R. C. *Mon. Not. R. Astron. Soc.* **1991**, *253*, 341.

(22) Previous studies have indicated that C_{60}^{++} is extremely unreactive, showing no reaction with H_2 , O_2 , NO , NH_3 , and C_4H_2 .^{7,23} Our own studies have also shown that C_{60}^{++} and C_{70}^{++} are unreactive, $k < 1 \times 10^{-12} \text{ cm}^3 \text{ molecule}^{-1} \text{ s}^{-1}$, with a wide variety of other reagent gases including CO , CH_4 , C_2H_6 , C_2H_2 , and C_2H_4 .²⁴ To date, the only product channel which has been reported for reactions of the type $C_{60}^{++} + X$ is charge transfer for neutral X having $IE(X) < IE(C_{60}) = 7.6 \pm 0.11 \text{ eV}$.¹⁶ Since C_{60}^{++} displays so little reactivity with molecules, its reactivity with atoms and radicals becomes an interesting point of conjecture especially in view of the radical sponge behavior seen for neutral C_{60} with the species CH_3^* , CF_3^* , $(CH_3)_3CO^*$, $C_6H_5^*$, $C_6H_7CH_2^*$, and $C_6H_5S^*$.²⁵

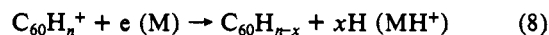
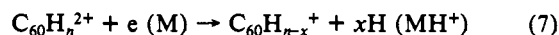
(23) McElvany, S. W.; Nelson, H. H.; Baronovski, A. P.; Watson, C. H.; Eyley, J. R. *Chem. Phys. Lett.* **1987**, *134*, 214.

(24) Bohme, D. K.; et al. Work in progress.

(25) (a) Krusic, P. J.; Wasserman, E.; Parkinson, B. A.; Malone, B.; Holler, E. R., Jr.; Keizer, P. N.; Morton, J. R.; Preston, K. F. *J. Am. Chem. Soc.* **1991**, *113*, 6274. (b) Krusic, P. J.; Wasserman, E.; Keizer, P. N.; Morton, J. R.; Preston, K. F. *Science* **1991**, *254*, 1183.

(26) Smyth, K. C.; Lias, S. G.; Ausloos, P. *Combust. Sci. Technol.* **1982**, *28*, 147.

The reactivity of C_{60}^{++} , and C_{60}^{2+} , with H^* can be of similar significance to interstellar chemistry, as we shall discuss elsewhere.²⁹ The reactivity of H^* with $C_{60}H^+$ to regenerate C_{60}^{++} , and thus the possible role of C_{60}^{++} as a catalyst for the recombination of H atoms, remains to be explored. Also, since neutralization may proceed by the electron-ion recombination and proton-transfer reactions 7 and 8, the observations reported here clearly point toward the possible presence of slightly hydrogenated fullerenes in interstellar and circumstellar gases. These fullerenes may then provide a signatures for the corresponding fullerenes which are being sought spectroscopically in these regions.¹⁰



Acknowledgment. We thank Dr. A. Viggiano for his advice in the construction of the H -atom source. D.K.B. thanks the Natural Sciences and Engineering Research Council of Canada for the financial support of this research and the Canada Council for a Killam Research Fellowship.

(27) Lias, S. G.; Bartmess, J. E.; Liebman, J. F.; Holmes, J. L.; Levin, R. D.; Mallard, W. G. *J. Phys. Chem. Ref. Data* **1988**, *17*, Supplement no. 1.

(28) Javahery, G.; Petrie, S.; Wang, J.; Bohme, D. K. *Chem. Phys. Lett.*, in press.

(29) Petrie, S.; Javahery, G.; Bohme, D. K. *Astron. Astrophys.*, submitted for publication.

A Stable Crystalline (Alkylperoxy)iodinane: 1-(*tert*-Butylperoxy)-1,2-benziodoxol-3(1*H*)-one

Masahito Ochiai,* Takao Ito, and Yukio Masaki

Gifu Pharmaceutical University
5-6-1 Mitahora Higashi, Gifu 502, Japan

Motoo Shiro*

Rigaku Corporation, 3-9-12 Matsubara
Akishima, Tokyo 196, Japan

Received March 12, 1992

(Alkylperoxy)iodinanes have not been synthesized probably because of their high tendency to decompose.¹ Milas and Plesnicar reported the reaction of iodosylbenzene with *tert*-butyl hydroperoxide in dichloromethane and proposed the in situ generation of [bis(*tert*-butylperoxy)iodo]benzene, which decomposes even at -80°C to *tert*-butyl peroxy radical and iodobenzene.^{2,3} This ready decomposition of the (alkylperoxy)iodinane will be attributed to the small dissociation energy of the apical hypervalent peroxy-iodine(III) bond and be facilitated by conjugative overlap of the breaking hypervalent bond with π -orbitals of the aromatic nucleus.⁴ Thus, it appears that fixation of an apical hetero ligand and an equatorial aromatic ligand on iodine(III) by the formation of five-membered heterocycles such as an iodoxolone, which makes

(1) Koser, G. F. *The Chemistry of Functional Groups, Supplement D*; Wiley: New York, 1983; Chapter 18.

(2) (a) Milas, N. A.; Plesnicar, B. *J. Am. Chem. Soc.* **1968**, *90*, 4450. (b) Traylor, T. G.; Xu, F. *J. Am. Chem. Soc.* **1987**, *109*, 6201. (c) Traylor, T. G.; Fann, W.-P.; Bandyopadhyay, D. *J. Am. Chem. Soc.* **1989**, *110*, 8009.

(3) [Bis(benzoylperoxy)iodo]benzenes have been isolated as labile amorphous solids: (a) Plesnicar, B.; Russell, G. A. *Angew. Chem.* **1970**, *82*, 834. (b) Plesnicar, B. *J. Org. Chem.* **1975**, *40*, 3267.

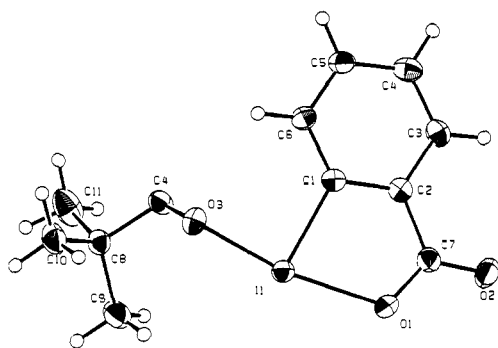
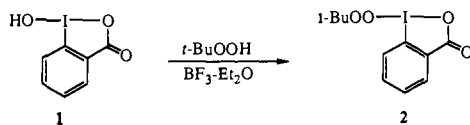


Figure 1. ORTEP representation of the peroxyiodinane **2**.

this destabilizing orbital interaction very difficult, will lead to enhanced stability of the (alkylperoxy)iodinanes.⁵ We report the synthesis and characterization of the first stable crystalline (alkylperoxy)iodinane, 1-(*tert*-butylperoxy)-1,2-benziodoxol-3(1*H*)-one (**2**).

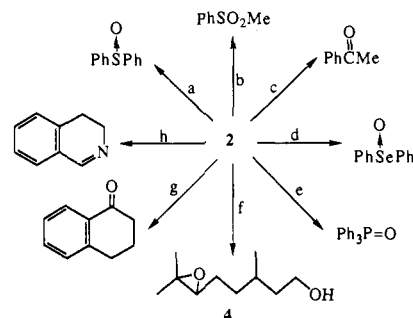


In marked contrast to the facile reaction of *tert*-butyl hydroperoxide with iodobenzene at $-80\text{ }^{\circ}\text{C}$, no ligand exchange was observed in the reaction with 1-hydroxy-1,2-benziodoxol-3(1*H*)-one (**1**) even at room temperature, and the iodine **1** was recovered unchanged. However, activation of **1** with Lewis acids makes possible the ligand exchange of the hydroxy group with a *tert*-butylperoxy group; thus, treatment of **1** with *tert*-butyl hydroperoxide (1.1 equiv) in the presence of $\text{BF}_3\cdot\text{Et}_2\text{O}$ (1 equiv) in chloroform at room temperature for 6 h afforded the (alkylperoxy)iodinane **2** in 85% yield. The peroxyiodinane **2** was isolated by recrystallization from ethyl acetate-hexane as colorless plates, mp $128\text{--}129\text{ }^{\circ}\text{C}$ dec, and fully characterized by spectral analysis.

The structure of **2** was established by a single-crystal X-ray analysis. The ORTEP representation of Figure 1 clearly illustrates that the *tert*-butylperoxy group occupies an apical position of distorted trigonal-bipyramidal geometry around the iodine. There are two primary hypervalent I-O bonds: a considerably ionic endocyclic bond (2.181 (5) Å) to the ring oxygen and a short exocyclic bond (2.039 (5) Å) to the peroxide oxygen.^{5b,6} The O3-O4 bond length of 1.459 (7) Å is somewhat shorter than a standard bond length of 1.48 Å for dialkyl peroxides, but comparable to that in anhydrous hydrogen peroxide (1.453 (7) Å).⁷ The I1-O3-O4-C8 torsional angle of 109.9 ° (5)[°] is markedly smaller than the C-O-O-C torsional angle in di-*tert*-butyl peroxide (165.8 °).⁸

The peroxyiodinane **2** is stable in the solid state and can be safely stored at room temperature for an indefinite period of time. In chloroform solution (0.03 M), however, **2** decomposes at room temperature with a half-life of 4 days and affords, through ligand exchange, 1-chloro-1,2-benziodoxol-3(1*H*)-one (74%), identical to the material prepared by the reaction of **1** with HCl.⁹ On

Scheme I^a



^a Reaction details: (a) PhSPh, CH_2Cl_2 , $0\text{ }^{\circ}\text{C}$ (2 h) then $25\text{ }^{\circ}\text{C}$ (26 h); (b) PhSMc, CH_2Cl_2 , $25\text{ }^{\circ}\text{C}$ (11 h); (c) 2-methyl-2-phenyl-1,3-dithiane (**3**), $\text{MeCN-H}_2\text{O}$ (9:1), $25\text{ }^{\circ}\text{C}$ (3 min); (d) PhSePh, CH_2Cl_2 , $0\text{ }^{\circ}\text{C}$ (2 h) then $25\text{ }^{\circ}\text{C}$ (18 h); (e) Ph_3P , CH_2Cl_2 , $0\text{ }^{\circ}\text{C}$ (30 min); (f) citronellol, CH_2Cl_2 , $25\text{ }^{\circ}\text{C}$ (7 days); (g) 1,2,3,4-tetrahydronaphthalene, K_2CO_3 , CH_2Cl_2 , $25\text{ }^{\circ}\text{C}$ (41 h); (h) 1,2,3,4-tetrahydroisoquinoline, K_2CO_3 , CH_2Cl_2 , $25\text{ }^{\circ}\text{C}$ (18 h).

heating at $140\text{ }^{\circ}\text{C}$ without solvent, **2** decomposes explosively yielding a mixture of 1,2-diiodobenzene (46%), iodobenzene (6%), *o*-iodobenzoic acid (14%), and acetone (43%). This thermal reaction probably involves a cleavage of the weak hypervalent peroxy-iodine(III) bond and generates a *tert*-butylperoxy radical and a 9-I-2¹⁰ σ -iodinanyl radical.¹¹

The versatility of the peroxyiodinane **2** as an oxidizing reagent is noteworthy, and the reactions shown in Scheme I illustrate the broad range of the utility. Oxidation of diphenyl sulfide at room temperature afforded diphenyl sulfoxide (84%), in which **2** was reduced to a mixture of *o*-iodobenzoic acid (86%), *tert*-butyl alcohol (54%), and acetone (27%).¹² The attempted oxidation of diphenyl sulfide with either **1** or *tert*-butyl hydroperoxide under the same reaction conditions recovered the sulfide. Using 2.5 equiv of **2**, thioanisole was oxidized to methyl phenyl sulfone (94%). Deprotection of the dithioacetal **3** proceeded smoothly, yielding acetophenone (69%). Reaction with triphenylphosphine illustrates that **2** can oxidize 2 mol of the substrate. Oxidation of citronellol afforded the epoxide **4** (36%). Benzylic oxidation of 1,2,3,4-tetrahydronaphthalene gave α -tetralone (61%). Furthermore, 3,4-dihydroisoquinoline was obtained in 83% yield by the oxidation of 1,2,3,4-tetrahydroisoquinoline.

Thus, the present study provided the first synthesis of (alkylperoxy)iodinanes. The versatility of the peroxyiodinane **2** as an oxidizing reagent was also established.

Acknowledgment. This work was supported by a Grant-in-Aid for Scientific Research on Priority Area of Organic Unusual Valency (No. 02247101) from the Ministry of Education, Science, and Culture, Japan.

Supplementary Material Available: Synthetic details for the preparation of **2**, ¹H and ¹³C NMR spectra of **2**, and tables of crystallographic details, positional and thermal parameters, general temperature factor expressions, bond distances, bond angles, and torsional angles of **2** (17 pages). Ordering information is given on any current masthead page.

(4) (a) Ochiai, M.; Takaoka, Y.; Masaki, Y.; Nagao, Y.; Shiro, M. *J. Am. Chem. Soc.* **1990**, *112*, 5677. (b) Weclas-Henderson, L.; Nguyen, T. T.; Hayes, R. A.; Martin, J. C. *J. Org. Chem.* **1991**, *56*, 6565. (c) Perozzi, E. F.; Martin, J. C. *J. Org. Chem.* **1977**, *42*, 3222.

(5) Hypervalent organoiodinanes containing the iodoxolone nucleus are well-known: (a) Moss, R. A.; Wilk, B.; Krogh-Jespersen, K.; Westbrook, J. D. *J. Am. Chem. Soc.* **1989**, *111*, 6729 and references therein. (b) Ochiai, M.; Masaki, Y.; Shiro, M. *J. Org. Chem.* **1991**, *56*, 5511.

(6) For X-ray diffraction analysis of related benziodoxolones, see: (a) Shefter, E.; Wolf, W. *J. Pharm. Sci.* **1965**, *54*, 104. (b) Gougoutas, J. Z.; Clardy, J. C. *J. Solid State Chem.* **1972**, *4*, 226. (c) Batchelor, R. J.; Birchall, J.; Sawyer, J. F. *Inorg. Chem.* **1986**, *25*, 1415.

(7) Gougoutas, J. Z. *The Chemistry of Peroxides*; Wiley: New York, 1983; Chapter 12.

(8) Kass, D.; Oberhammer, H.; Brandes, D.; Blaschette, A. *J. Mol. Struct.* **1977**, *40*, 65.

(9) (a) Willgerodt, C. *J. Prakt. Chem.* **1894**, *49*, 476. (b) Andrews, L. J.; Keefer, R. M. *J. Am. Chem. Soc.* **1959**, *81*, 4218. (c) Moss, R. A.; Scrimin, P.; Bhattacharya, S.; Chatterjee, S. *Tetrahedron Lett.* **1987**, *28*, 5005.

(10) Perkins, C. W.; Martin, J. C.; Arduengo, A. J., III; Alegria, A.; Kochi, J. K. *J. Am. Chem. Soc.* **1980**, *102*, 7753.

(11) Generation of the σ -iodinanyl radical has been proposed in the single-crystal thermal isomerization of bis(*o*-iodobenzoyl) peroxide: (a) Leffler, J. E.; Faulkner, R. D.; Petropoulos, C. C. *J. Am. Chem. Soc.* **1958**, *80*, 5435. (b) Gougoutas, J. Z.; Naee, D. G. *J. Phys. Chem.* **1978**, *82*, 393.

(12) The formation of acetone and *tert*-butyl alcohol suggests an intervention of the *tert*-butoxy radical in the reaction, which either undergoes β -scission or abstracts a hydrogen atom: Hartung, J.; Giese, B. *Chem. Ber.* **1991**, *124*, 387.